

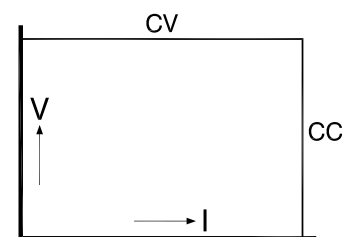


EST 150

150 watts Triple output DC POWER SUPPLY



OUTPUTS:	1)	0 - 20 V	0 - 2.5 A
	2)	0 - 20 V	0 - 2.5 A
	3)	0 - 10 V	0 - 5 A



- * **3 independent and floating outputs**
- * **20 V outputs tracking or independent (switch selectable)**

- Very low output ripple (0.5 mV rms)
- Display settings buttons, for settings preview
- 3 Separate Output On / Off buttons
- 4 mm Safety Sockets
- Weight only 3.5 kg
- Wide input voltage range: 90 - 265 V AC, 48 - 62 Hz
- Active Power Factor Correction
- Efficiency up to 81 %
- Stable output voltage or current
- Input / output insulation 3750 Vrms
- EMC: high immunity and low emission
- Designed for long life at full power
- Protected against all overload and short circuit conditions
- Voltage and current control with 10 turn potentiometers, resolution 0.03 %

		10 V output	20 V outputs
Output voltage current		0 - 10 V 0 - 5 A	0 - 20 V 0 - 2.5 A
Input AC single phase, 48 - 62 Hz Input current @ 230 V AC power factor, 110 / 230 V AC <i>full load</i> internal fuses standby input power ($V_o=I_o=0$) standby input power ($V_o=V_{max}$)		90 - 265 V 1 A 0.99 / 0.83 4 AT 12 W 15 W	
Efficiency AC 230 V input, full load AC 110 V input, full load		81 % 78 %	
Regulation			
Load 0 - 100% Line 90 - 265 V AC	CV CV	6 mV 0.2 mV	5 mV 0.5 mV
Load 0 - 100% Line 90 - 265 V AC	CC CC	1 mA 0.2 mA	0.5 mA 0.1 mA
Ripple + noise (@ full load) rms (BW=300 kHz) p-p (BW=50 MHz) rms (BW=300 kHz) p-p (BW=50 MHz)	CV CV CC CC	0.5 mV 8 mV 0.5 mA 4 mA	0.5 mV 8 mV 0.25 mA 1 mA
Temp. coeff., per °C	CV CC		$5 \cdot 10^{-5}$ $10 \cdot 10^{-5}$
Stability after 1 hr warm-up during 8 hrs $t_{amb} = 25 \pm 1 \text{ °C}$, $V_{in} = 230 \text{ V AC}$	CV CC		$10 \cdot 10^{-5}$ $10 \cdot 10^{-5}$
Tracking accuracy			0.5 %

Indicators (front panel)	CV-mode, CC-mode, output On/Off, Tracking On/Off
Controls (front panel)	Mains on/off, CV- and CC-potmeter, Display-Settings button, Output On/Off, Tracking On/Off

	10 V output	20 V outputs
Recovery time recovery within di/dt of load step output voltage time, @ 50 - 100% load step max. deviation @ 230 V AC input voltage	100 mV 125 mA/μs 9 V 100 μs 200 mV	50 mV 75 mA/μs 18 V 100 μs 200 mV
Output impedance CV, 0-100 kHz	< 250 mOhm	< 250 mOhm
Pulsating load max. tolerable AC component of load current f > 1 kHz f < 1 kHz	2 A rms 5 A peak	2 A rms 2.5 A peak

Insulation input / output creepage / clearance	3750 Vrms (1 min.) 8 mm
input / case output / case	2500 Vrms 600 V DC
Safety	EN 60950 / EN 61010-1 outputs are SELV
EMC Power Supply Standard	EN 61204-3 , Emission: residential, light industrial environment (CISPR22-Class B) Immunity: industrial environment
Generic Emission Generic Immunity	EN 61000-6-3 , residential, light industrial environment (EN 55022 B) EN 61000-6-2 , industrial environment
Operating Temperature at full load	- 20 to + 50 °C derate output to 75% at 60 °C
Humidity	max. 95% RH, non condensing, up to 40 °C max. 75% RH, non condensing, up to 50 °C
Storage temperature	- 40 to + 85 °C
Thermal protection	Output shuts down in case of insufficient cooling
MTBF	500 000 hrs


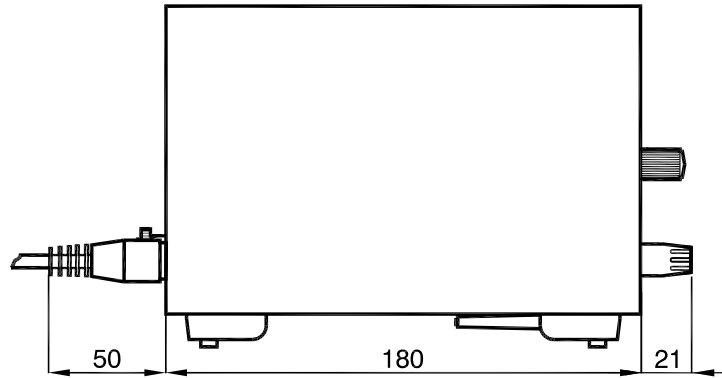
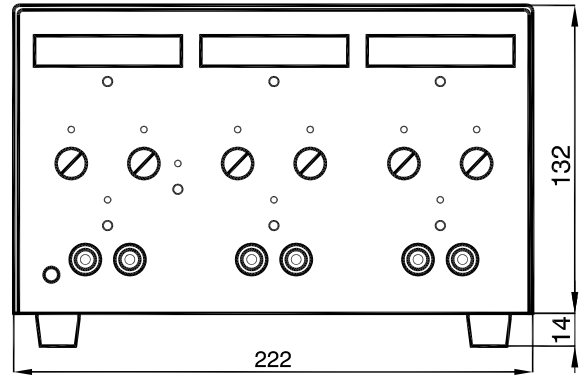
Hold-Up time (230 V AC input) $V_{out} = 100\%$, $I_{out} = 100\%$ $V_{out} = 85\%$, $I_{out} = 100\%$ $V_{out} = 100\%$, $I_{out} = 50\%$	25 ms 30 ms 60 ms
Turn on delay	250 ms
Inrush current	10 A (limited by an internal NTC resistor, 30 Ohms cold resistance)

	10 V output	20 V outputs
Series operation max. total voltage	600 V	
Parallel operation max. total current	no limit	
Over Voltage Limit (fixed)	max. 13 V	max. 25 V
Potentiometers front panel control with knobs resolution	standard 0.03%	
Meters scale voltage scale current accuracy V-meter accuracy A-meter	3.5 digit 0 - 10.00 V 0 - 5.00 A 0.5% + 2 digits 1% + 2 digits	3.5 digit 0 - 20.0 V 0 - 2.50 A 0.5% + 2 digits 1% + 2 digits


Input Connector	Euro-connector at rear panel 10 Amp / 65 °C IEC320/C14, EN 60320/C14
Output Terminals	4 mm safety sockets at front-panel
Cooling	Convection cooling
Enclosure degree of protection	IP20
Dimensions (h x w x d)	132 x 222 x 180 mm
Weight	3.5 kg

CV = Constant Voltage
CC = Constant Current

Specifications measured at $t_{amb} = 25 \pm 5 \text{ °C}$ and
 $V_{in} = 230 \text{ V AC}$, 50 Hz unless otherwise noted.



20 V Outputs in **Tracking - Mode**,
to create a dual voltage source
Voltage of Output (2) follows the setting
for Output (1), current settings still independent



Tracking - Mode off
3 independent voltage / current sources
outputs are floating